



## FMW Renovation Update

July 15, 2018

Well John Henry said to the captain  
 Looka yonder what I see  
 Hole done choke, drill done broke  
 And you can't drive steel like me, Lord, Lord.

— Lao Tzu


Monday ☀️

The only sound heard on the site is the quiet humming of the tiger mosquitoes, as neither the anticipated lumber, nor the steel, nor yet the Nyloplast drain basins arrive.

We worry because the drill, momentarily halted by the lack of steel, has a 12-foot-wide track and will clearly not fit in the space between Quaker House and the tree protection area around the oak..

Tuesday ☀️

The lumber, the steel, and the drain basins all arrive, and work may proceed on three fronts.





Losing no time, they install one of the drains in the corner of the Costa Rica Embassy lot:



And dig and brace a hole on our side of the Embassy wall:




They also push back the tree protection fence in the East Garden to make room for the bioretention pond.

We tell the big drill that it is allowed to tread lightly over the backfill on top of the root aeration matting at the bottom of the oak tree root zone.

Wednesday 🌞

The drill has now armed itself with a fine drill bit.



But we are somewhat dismayed to discover that, through a miscommunication, the excavators have trod, not lightly over the oak roots and RAM, but rudely into them.



The oak may survive this insult, but it's not what we planned.



Meanwhile, the hole for the drains is deeper:



And the lumber is creeping up on the Carriage House deck.



The Costa Rica Embassy drain is completed—



It presently drains into the hole on our side of the wall, so it's good that no big rain is in the forecast.



Thursday ☀️


Making the best of an unfortunate development, the drill marches in, drills three holes, and drops 29-foot steel beams into them.

The first of many cement trucks shows up and grouts the beams into the holes. Let the shoring begin!



The holes are drilled without encountering rock or other difficulties, which is encouraging, 'cause you never know until you try.

Down in the other hole, a 10-inch drain basin joins the system:



Up on the roof, no progress, as the carpenter is absent for a family emergency.

Friday ☀️

The mighty drill resumes operations, drills another hole and begins a fifth when the hoist cable snaps . . .






The drill can't be raised from the hole, so the rig is pinned to the spot:



That's it for today. On the bright side, notice that the roof has gained a ridge beam. And the drain excavation is filled in, with a 24-inch drain ready to be connected.



A new cable arrives for the drill repair, but the big flatbed truck can't back into our difficult construction entrance:



Next week's repair work will require a cherry picker to replace the cable on the 3-story drill tower.

We have a long telephone conference with the architect and window supplier to try to unravel the reasons for a proposed \$29K increase in windows costs.

We learn that our assistant project supervisor is no longer part of the project team, and we will be working directly with Tri-Minh Phan, the very capable Supervisor.

We also learn that DDOT has approved the traffic permit for Florida Avenue, so the East Garden work on the bioretention planter can now begin.

## Looking Ahead

The drill will finish its work and pilings will hold back the dirt while the digging continues.

The roof framing above Carriage House deck will be completed.

Drainage work will continue.

The East Garden work will begin.

Checks will be written.

All will proceed like clockwork.

And you know how reliable clocks are.