



FMW Renovation Update

May 19, 2019

Oh! Do not attack me with your watch.

A watch is always too fast or too slow.

I cannot be dictated to by a watch.

— Jane Austen

Monday ☁️

The To-Do List is putting up a good fight but is gradually being worn down. Monarc Construction expects to declare victory late next month. We at least hope for peace negotiations.

The Swiss elevator will perhaps arrive next Friday. Swiss trains are more predictable.

Here a door, there a floor.

Somewhere, if you listen closely, four electricians are wiring for fire alarms.


Today, for variety, they also install an outdoor outlet on the upper patio.

What is a door without a knob?

Today a nice pile of door hardware appears.



Eight carpenters sand drywall and add a second layer of subflooring to the upper corridor.



They also work on constructing a new closet in the Carriage House conference room. The new closet comes pre-cluttered.



The purpose of the closet is to hold HVAC distribution boxes, telephone access system wiring and power supplies, and stuff like that.

Two plumbers relocate the hot water heater in the new janitor's closet.




Three roofers work on flashing and preparations to receive the green roof.

This is the ground floor Quaker House west foyer.

This solid-seeming wall has been a hollow plaster façade for months, since all the bricks were removed.

A sturdy child could walk through it.



The sturdy child was not available, so Steve and Douglas did the job, connecting the ground floor offices with the new corridor.

Tuesday 🌞

Seven green roofers and soil and mulch transporters arrive in green trucks.



They blow the dirt up to the roof through blue hoses.



Mackenzie (crossed arms and sunglasses) is the Gordon civil engineer monitoring the installation.

At the end of the day, many kinds of sedum are growing in our fully functioning green roof.



Sedum (stonecrop) is standard for green roofs, because it stores water in its leaves. No irrigation system is needed.

Fun sedum fact: The Ford Dearborn Plant has 454,000 square feet of sedum on top.



Three roofers repair the roof damage from the green roof installation.

Just below, Douglas demolishes the middle Carriage House dormer window. This connects the Carriage House second floor offices and bathroom to the new upper corridor.



Eight carpenters work on a closet, Lobby windows, architectural metal, and of course drywall.



One mason starts to lay up stone on the elevator shaft.



Two plumbers install an outdoor hose bibb next to the Storage Room.


Seven commercial services workers finish the east garden grading and bring a load of sod to the site.



Electricians (four) work on wall sockets and fire alarm wiring.

Wednesday 🌞

Seven carpenters continue drywall work and install the remaining Lobby Windows.



Three commercial services workers roll out the sod in the Eastern Garden.



One painter primes the ground floor rooms and hallway.




Paint and sod are signs of the End Times.

We can see a building and garden emerging from the primordial ooze.

Signs of returning life.



Two masons add more stone to the elevator shaft.



Four electricians work on fire alarm wiring.

Thursday 🌞

Four electricians work on fire alarm wiring.

Six carpenters, sanding drywall and installing doors.

Here are the new doors from the Lobby to the Assembly Room.



Here are the new doors from the upper Lobby to the Meeting Room.



The only thing that now prevents Friends from walking from the Assembly Room to Quaker House Living Room is a couple of screws that hold these doors shut.

This might be a good place to mention that the Contractors are worried about Friends and visitors wandering through the construction area, especially during work hours. The three worksite injuries we know of have all been Friends tripping over the work. It looks harmless, but the site is full of surprises — sharp edges and pitfalls and things to bump your head on. Tripping hazards right next to unguarded precipices.

Since the work is designed to connect to our existing spaces, it is becoming very difficult to restrict access. We love to explore, but please be careful, even when invited to peek.

Two masons continue stonework on the elevator tower.



Three HVAC workers install new distribution boxes that allow us to provide separately controlled heating and cooling to each room and corridor space.

There will be 26 thermostats in Quaker House, Carriage House, and the new spaces, providing both comfort and energy savings.


Friday 🌤️

Six carpenters install more window mullions. They also start framing out the ceiling of the new hallway from Lobby to Assembly Room.



Two HVAC workers install controls and thermostats for the indoor air handlers.

Two flooring installers tear out a patch of flooring and relay it.



The subfloor was not made smooth enough for the original installation. Bumps and ripples are showing through the very expensive cork as weighty Friends walk on it. They are experimenting with fixes, but it may have to be completely redone.

Two masons add more stone to the tower.



The square opening is reserved for signage
If ExxonMobil does not make an adequate offer for naming rights, we will probably call it "Friends Meeting of Washington." Has a nice ring to it.

Douglas and Mario (Monarc assistants) install V-groove soffit.



Four electricians work on fire alarms. They also install the Storage Room lights.



Looking Ahead

The rumor is that four electricians will be working on fire alarms.

Tuesday will be a big day for electricians, as they will cut off all power to Quaker House and Carriage House and switch the main Quaker House panel over to the new transformer that connects it to the Meeting House service. Tzzaapp!

More paint all over everything.

After paint, it's almost time for flooring. They don't want to install new hardwood flooring in humid space, so the AC must work before the floors go in.

The new Carriage House Room will get working air conditioning, then maple flooring, then a cabinet and countertop, and then a big, square hanging light fixture.

And that about wraps it up for the new Carriage House Room.

Cabinets, counters, sinks, a toilet, and floor tiles will be installed in the Carriage House kitchenette and the new ADA bathroom.

The elevator tower stonework will be finished. The actual elevator should arrive on Friday and be installed in the next few weeks.

The bluestone will extend into the Lobby and out onto the front steps.

The door of the tiny Assembly Room bathroom will be demolished and then reinstalled around the corner.

The terrace grades will be adjusted and cleaned up, moving toward laying down some automatic sprinkler systems and turf.

Outdoor railings will be installed.

Metal veneer panels and stone will be installed on the lower corridor and Lobby.

More work on the eaves and windows, etc. V-groove soffits!

Doors will get thresholds and locks and handles.

The telephone access system and cipher locks will be installed.

The East Garden will be watered.



6

And so, as we never get tired of saying, . . .