



FMW Renovation Update

June 30, 2019

No sensible decision can be made any longer without taking into account not only the world as it is, but the world as it will be.

— Isaac Asimov

Monday 🌤️

Fewer workers on site these days, as the project winds down.

Five carpenters work on the new bathroom door into the North Room, the trash alcove screen wall, the Assembly Room doors.

The kitchenette cabinets arrive on site.

Three electricians work on the final stages of the fire alarm system work, including installation of the annunciator panel.

Two painters work on the entrance canopy and the Storage Room doors.

Four concrete workers pour a curb and footing for the reconstruction of the brick Carriage House planter.



Mario prepares for the installation of the phone access system kiosk at the main entrance.

Tyrone and Tyrone nearly finish the cable rail post holes above the retaining wall.



All those empty boxes are the ones the elevator came in.


The two elevator installers make considerable progress.



Many will agree that the elevator floor is the most important part (along with the cable that holds the thing up).

Tuesday 🌞

But elevator doors and buttons are also useful. Today, the installers provide both.



They also install the main drive motor. Our elevator does not need a machine room, because it uses a very small but powerful motor like the ones in new electric cars.

Out front, Douglas and Mario install the phone access kiosk and the building directory case.



Two electricians install power to the lights in the directory case and rework the wiring in the Assembly Room bathroom.

Two granite workers add a granite countertop to the cabinets in the new Carriage House room.

Wilber and Tyrone install kitchenette cabinets.



Seven carpenters start to recreate the demolished Parlor bookcase, sand the Douglas fir beam at the entrance, and rework the old trim inside the Quaker House entrance to line up with the new work.

Two painters paint entrance canopy beams and rafters.



Four ironworkers lay out the Lobby stairs for installation of newel posts and balusters (the things that hold the railings up).



Last night's thunderstorm reveals the Storage Room leak to be much less, but not entirely remedied.

Many final adjustments are discussed as Monarc tries to fit all the parts together.

Wednesday 🌤️

Four ironworkers weld the Phelps Place fence back into place and then pause to wait while the two stair installers poke holes in the stairs for newel posts and balusters.



Three electricians attach fire alarm devices to those wires they have been running and install lighting at the Quaker House entrance.

Two painters varnish exterior wood and interior folding doors.



Two carpenters install wall panels in the Meeting House.

Two HVAC workers continued troubleshooting the new units.

One flooring supervisor checked the upper Lobby and corridor subfloor — still a little too damp for the next step.

Monarc employees Wilbur and Tyrone work on kitchenette cabinets. Douglas and Mario work on the phone access kiosk and directory and the Assembly Room fireplace and install stair nosing.



The two elevator installers run control wires. They suggest the fire sprinkler head and heat and smoke detectors that have been installed in the top of the tower need to be supplemented by a sprinkler head and heat and smoke detectors in the bottom of the tower.


Thursday ☀️

Monarc comments that the installed elevator door frame is recessed about six inches from the face of the wall and asks for guidance about how the design is to accommodate this.



It looks like four inches in this picture, because the wall does not have its stone facing yet.

Elevator installers persisted.




Painters finished painting and staining the front entrance wood and painted in the Assembly Room.



Notice the complete vanishment of the former small bathroom door.

Whereas the kitchenette gained a door.



Carpenters worked on wainscoting in the connecting corridors.

The lovely new custom-built parlor pocket doors turned out to be a foot too large.

Friday ☀️

Sixteen workers on site today, poking at this and that.

Three carpenters work on a mantelpiece, trim, and reinstall subfloor at the west end of the corridor, because the earlier installation exactly matched the height of the adjoining Quaker House Corridor, which left no room to add the maple flooring on top.



Two HVAC installers replaced some air filters (clogged by construction dust), got the lower Lobby unit working, and worked on the diffusers in the Assembly Room.




A painter painted in the Assembly Room.

Two concrete workers rubbed and refinished a plinth.



Mario, Douglas, and Tyrone worked on the maple stairs and the shelves in the Parlor, while Tyrone deepened the holes where the stone thresholds will go.



Three electricians worked on light fixture trim and fire alarm installation.

Looking Ahead

The shrinking list of upcoming tasks includes:

- Complete elevator installation and inspection.
- Install upper corridor and Lobby flooring.
- Complete Meeting House plumbing replacement and patch up the walls.
- Install new vinyl tile to replace the removed asbestos tile in the Meeting House hallway and kitchen.
- Final painting and trim.
- Install new pocket doors between the remaining Parlor space and the new upper hallway.
- Install garden lights, cable railings, an irrigation system, grass and plants in the west garden.
- Install a countertop and a big, rectangular hanging light in the new Carriage House Room.
- Replace the window in the Main Office with a door into the Lobby.
- Redo the Assembly Room cork floor and finish Assembly Room final paint and trim.
- Complete and activate the fire alarm system, telephone access system, and cipher locks will be finished.
- Charge the new fire sprinkler system.
- Pass final inspections, clean up, and move out.

As the end of renovations approaches, we are receiving more and more inquiries about space use. Merry Pearlstein, filling in as Interim Event Manager, reports that she is getting about six new inquiries and giving an average of two tours a day to people who seem genuinely excited by what they see. One adventuresome couple has even booked a July wedding on a take-it-as-it-is basis.

Only a few weeks to go:

